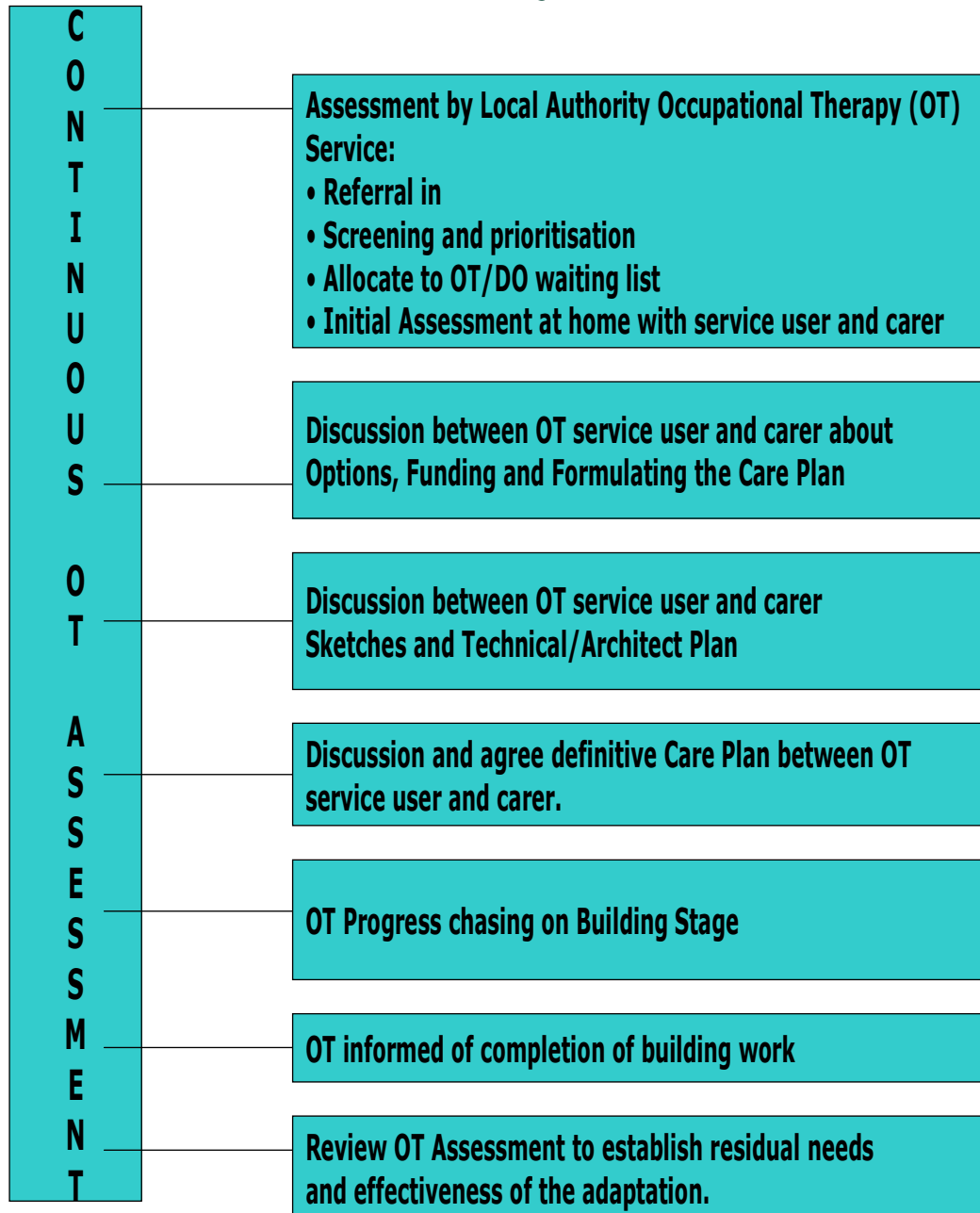
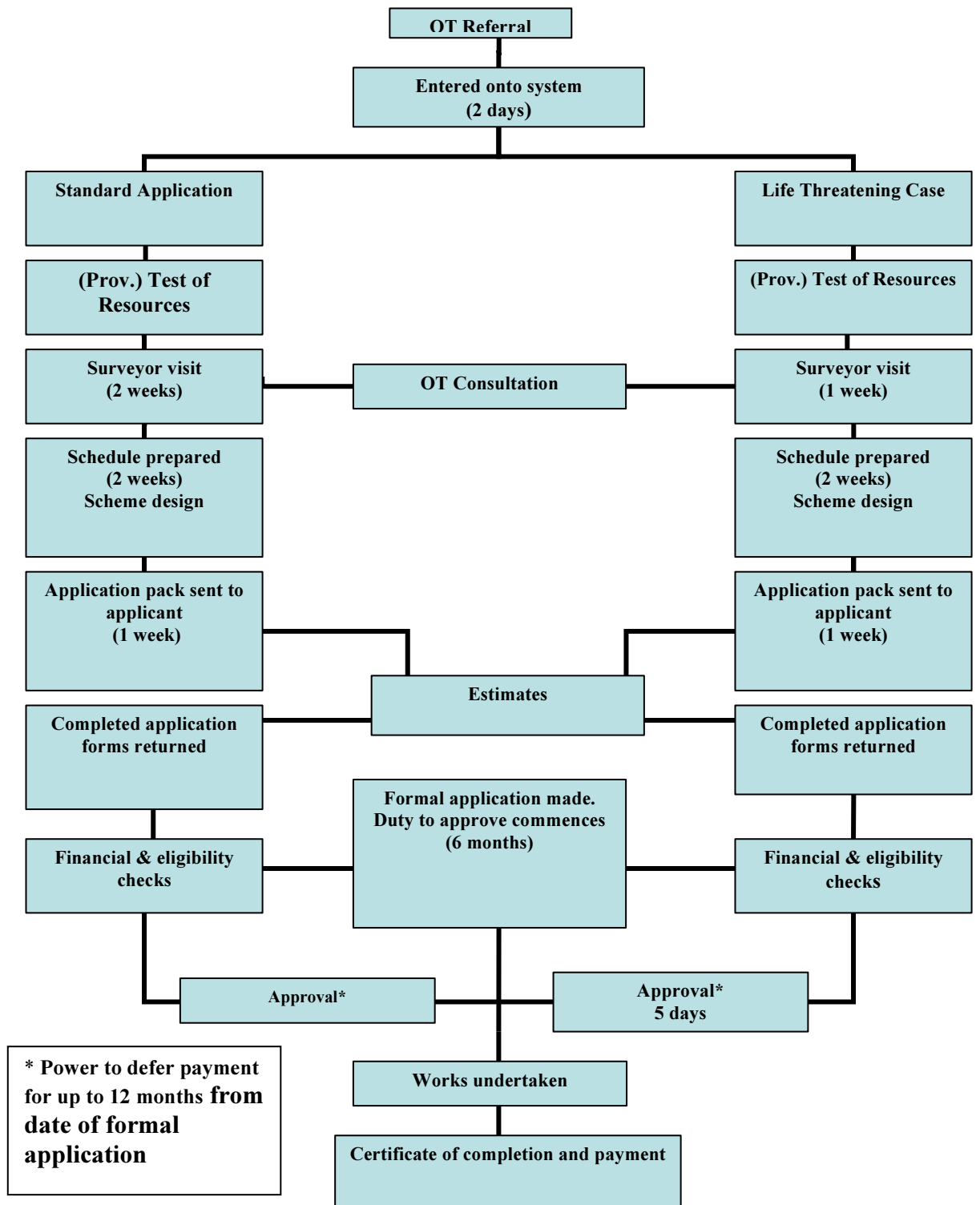


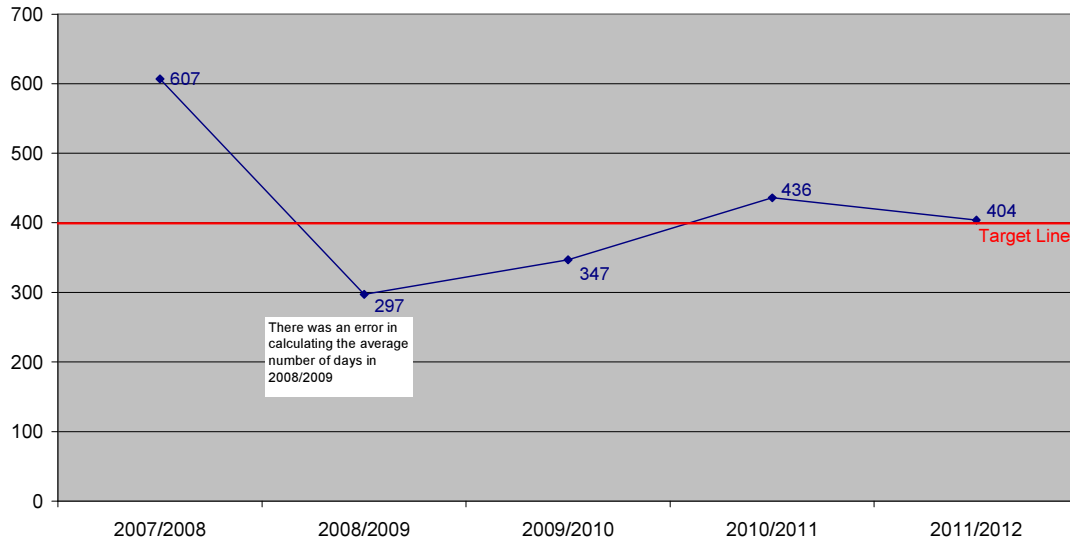
# Occupational Therapy Service



## Community & Housing



**Performance Indicator PSR002:  
Average Number of Days to Deliver a DFG**



Adults	April	May	June	July	August	September	October	November	December
<b>2012/2013</b>									
<b>Average time spent on waiting list on the last day of the month</b>	120	133	141	135	143	146	125	114	94
<b>Average time to complete an OT assessment from assessment start to date form sent to Housing in month</b>	19	4	13	14	9	11	10	4	13
<b>Average time in Housing/Care &amp; Repair for DFGs completed in month</b>	205	209	217	263	239	318	291	223	126
<p>Please note that the average time on waiting list at the end of a month and the average time to complete an OT assessment in a month do not relate to DFGs completed in a month - this data is not available</p>									

Process - Following the Occupational Therapy assessment of need, if the service user is eligible for a DFG, adults and children in Flintshire can make an application for a grant for specified major adaptation work to be undertaken at home, via the Housing Renewal department. The joined up process is shown above.

Statistics - 2011-2012

Referrals to Occupational Therapy - 1856

Number of Grant applications approved – 351

Number of Grants completed – owner occupier – 141, Local Authority tenant – 167

Cost of Grants completed across all tenures, value of work completed - £2,211,590,77.

Average Grant received (£) (Must be £36k or less) - £6,932,89, mainly level access showers, stairlifts and ramps.

Sylvia Clutton, Locality Manager, Lead Occupational Therapist.